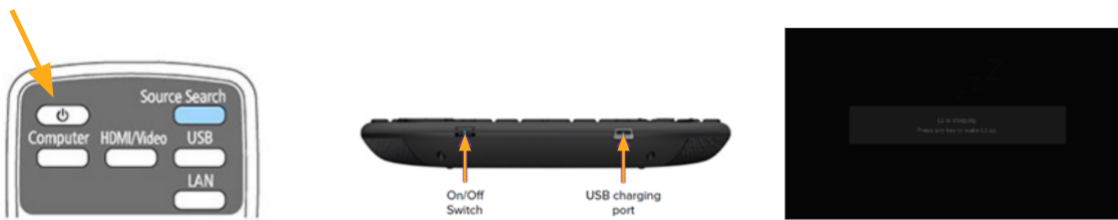
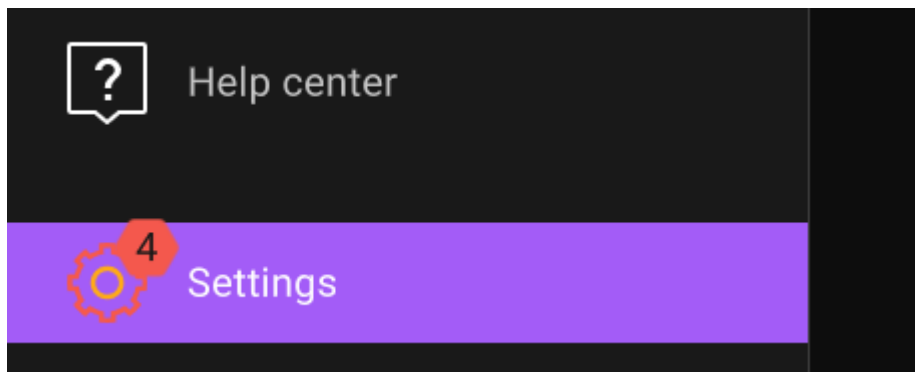


## Best Practices

1. To start using your Lü, you must turn on the projector and the keyboard first. Then, wake up your Lü by pressing any key on the keyboard and you'll be able to start using it.

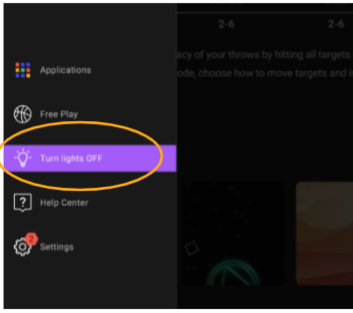


2. If there is something wrong with the system, try restarting the computer first. In the Lü settings, there is a “restart” button when you scroll down to the bottom of the settings menu. If the problem persists, you can shut down the computer and press the spacebar repeatedly for 5 seconds to turn it on back again. You are welcome to call us if you need assistance.



3. To maximize your experience with your Lü, we recommend using your Lü account. This will give you access to exclusive apps if you are a Lu+ member. The Lü+ apps are identified by a special banner. The guest mode does not work with those apps.

4. When you're done using your Lü for the day, you can turn off the lights, turn off the projector, and turn off the keyboard. If you forget to turn off the lights, they will automatically turn off after 30 minutes of inactivity. You can also press F1 to turn them on or off manually or select the lamp icon from the left panel.



**i** \*\*However, when your Lü system will not be in use for several days or weeks (e.g., during summer vacation), it is recommended that you turn off the circuit breaker on which Lü is installed. This procedure will protect your Lü from any electrical overload should a power failure occur. When you return, you should plan some time for updates before you use your Lü. Make sure to turn off the computer and the projector before turning off the breaker.

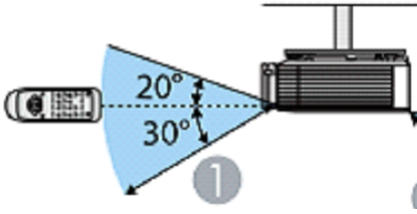
6. The volume can be controlled with the V+ & V- buttons on the keyboard. The Lü settings also have an option to enable/disable the music and the sound effects. The volume on the projector can be adjusted with the projector remote; however, note that it needs to stay at 18 or above at all times. If the sound isn't working, make sure those three points are correctly set.



7. The microphone and the keyboard need to be charged occasionally. We recommend charging it at least once a week to prevent them from dying at an inopportune time.

8. The sensor for the projector remote is located in front of the projector. This picture illustrates the best positions

for using the remote.



9. Keep in mind that Lü is running on a Windows 10 computer. Every 2–3 months, you will need to access the Windows taskbar and update your computer. Using your keyboard, press the WIN key to open the windows taskbar, and type “update.” When updates are done, the system will need to restart. It can sometimes take a few minutes to fully update your computer. Also, approximately once a year, the computer needs to be cleaned up from dust using a compressed air can.

