



**Bridge remote  
and in-office  
collaboration.**



**i3-TECHNOLOGIES**



## Solutions for your business.

Meetings have **evolved** over the last few years thanks to technology and collaboration styles, as well as the meeting room itself. There are many challenges to tackle when it comes to creating the 'perfect' meeting room and while **technology plays a crucial role**, it should also be a solution that is **flexible** enough **to fit into** the organization's **existing infrastructure**. Technology shouldn't change the way you meet, but rather **enhance** it by fostering **collaboration** and creating an **equal experience for everyone** – no matter where they are located.

We've created complete solutions based on your **needs**, from **rooms of different sizes** to different **collaboration styles**. Our solutions for corporate go much **further** than conferencing and can be deployed in **various situations** and **environments**; from the boardroom to the breakout area or ideation workshops, empowering business leaders and staff to **maximize their potential** and let them be more **successful**.

**Gert Van Erum**  
CEO 13-TECHNOLOGIES



# The modern meeting room essentials.

Create an **easy-to-use** and straightforward environment for **traditional, hybrid, or bring your own device** meetings, equipped with the right technology to create **high-quality** and **inclusive experiences**.

## Content Sharing

Share **content** from your device via **one-cable** connection or wireless presenting tools. **Brainstorming** with the team? Share **notes** from your whiteboard by simply generating **QR-code**.

## Mobile Stand

A **mobile** stand helps you to use your interactive display in the meeting room then **move it** to the project office or boardroom – move it as you wish and need.

## Interactive Touchscreen

Grab a pen and start **whiteboarding**, cast your presentation, **browse** the internet, **annotate** over pictures, documents, and much more with only **one** device. Multiple displays can be managed remotely. Learn more on pg. 32.

## Conferencing Camera

To ensure that participants **see** and **hear** each other **clearly**, look for cameras with a **wide-angle lens**, **built-in microphone**, and face recognition. Learn more on pg. 24.

## Conferencing Software

Hardware should **integrate** with popular meeting room systems; compatible with **Zoom, Microsoft Teams** or similar apps, and support "BYOM" scenario.

## Air Quality Monitor

Monitoring your indoor air quality is crucial to prevent the spread of viruses or airborne diseases, but it also effects energy and productivity levels of employees. Learn more on pg. 38.

# Improve your meetings with collaboration technology.

Unintuitive technology in a meeting room can be a real workflow killer. Today, meeting rooms should nurture a traditional, hybrid, or BYOM-friendly working environment, allowing teams to work seamlessly no matter their location or technological know-how providing an equal experience for everyone.

## Upgrade traditional meetings.

Use your own laptop, tablet, or mobile device and easily screen share, annotate, or whiteboard in one place by leveraging the interactive display already present in the meeting room. Whether it's a scheduled meeting or a spontaneous brainstorm, the technology in the room can enhance collaboration among the team.



## Improve hybrid meetings.

We make it easy to host a meeting with colleagues who are in the office or working remotely. Choose your video conferencing software with a professional 4K camera and start presenting. Whether physically present or remote, everyone has the same great experience.



## Easily bring your own meetings.

Use your own device to host a meeting and don't lose time downloading software or struggling with software you don't know. We make it easy to host a meeting with your own preferred conferencing software while using the meeting room camera and share your screen on the interactive display.





## Traditional meetings.

When someone says meeting room, what comes to mind? Usually a large table, uncomfortable chairs, and a **whiteboard** or **flipchart**. The attendees usually have a **mix** of notepads, laptops, or mobile phones. Once the meeting is over, content is erased from the board or removed from the flipchart and **lost**, unless someone is kind enough to send a **follow-up** email.

With the help of **collaborative** technology such as an **interactive touch display** equipped with an **infinite whiteboard**, **video conferencing**, **annotation**, and integrated productivity apps, you can be sure **everything** is **seen** and everyone is **heard**. With **one** touch the knowledge can be **shared** and stored **instantly** and best of all – **no cables** are required.

### Challenges

- ✗ Easy and fast screen sharing
- ✗ Saving and sharing whiteboard/flipchart notes
- ✗ Limited space on the whiteboard or flipchart

### Solutions

- 💡 Share your presentation in one click with i3ALLSYNC dongle.
- 💡 Notes can be shared instantly via QR Code, email or stored on the i3TOUCH. Infinite canvas for notes in i3STUDIO software.
- 💡 Infinite canvas for notes in whiteboarding software.

### Our suggested solutions



## Hybrid meetings.

More than **80%** of companies operate with **mixed present workforce**, some working remote and some from the office. Remote attendees are dialed in on a speaker in the middle of the table, but it's **hard to tell** who is participating or share any presentations with them.

The right meeting room ecosystem is **crucial** in ensuring that **everyone** is **fully represented** and connections feel **natural**. A meeting room ecosystem is **essentially** the technology, including both **hardware** and **software**, that creates **productive** and **engaging hybrid collaboration**. By equipping meeting rooms with the right tools that work together, you can count on an **optimal** collaborative experience.

### Challenges

- ✗ Spending too much time starting a meeting with remote attendees.
- ✗ Not everyone seen or heard well.
- ✗ Difficulties working on one document simultaneously and getting the full message across.

### Solutions

- 💡 Walk into the meeting room and start your meeting with one touch on i3TOUCH.
- 💡 Wide-angle lens and omnidirectional mic using i3CAMERA so everyone is seen & heard.
- 💡 Meeting notes and presentations are seen and shared instantly, with the ability to work simultaneously, giving an equal experience for all.

### Our suggested solutions





## Bring your own meeting.

A special breed of hybrid meeting is when you have to **start** it from **your computer**, rather than the devices in the room. With Bring Your Own Meeting (BYOM), we **walk** into a meeting room with a **personal device** to start the meeting. You **lose time setting up** your meeting **logging in** to a certain platform, finding the **right cable**, running **out of battery**...

Using your laptop, an interactive display, and a **one-cable** (USB-C) connection, you can **instantly** and **seamlessly** **extend** the **capabilities** of your device. Just one cable for **audio, video, power, and touch**. Enjoy having access to **all the tools** connected to the display, such as the webcam or mic for video conferencing, straight from **your laptop**. You can have **up to 6 people** presenting at once, or use **picture-in-picture** mode to multi-task.

### Challenges

- ✗ Mess of cables to connect to devices and share content.
- ✗ Mix of technology and devices that aren't compatible.
- ✗ Remote attendees are unengaged and unable to follow along.

### Solutions

- 💡 One cable for video, audio, charging, screen sharing and touch on i3TOUCH or i3SIXTY Pro.
- 💡 Technology which is compatible with third-party collaboration tools.
- 💡 Everyone's input can be shared by annotating using i3STUDIO.

### Our suggested solutions



**i3SIXTY PRO**



**i3TOUCH**



**i3CAIR**



**USB-C CABLE**

## Endless compatibility.

The technology in your meeting room should be **compatible** with the room, the users, and the **existing infrastructure** within your organization. When considering technology for the physical room, the size plays an important role for the size or quantity of **interactive displays**, the video conferencing camera for audio and visual so **everyone** is **seen** and **heard**, as well as **productivity** and monitoring tools like whiteboarding or remote display management.

Creating a user-centric meeting room also takes into account hardware and software that is easy to use and ensures everyone has an equal experience whether they are remote or present in the office. Finally, it's crucial the technology that is implemented is able to work with existing platforms that your organization might already use such as **Zoom (Rooms)**, **Microsoft Teams (Rooms)**, **Google Meet**, **Cisco WebEx**, etc.



# OUR MEETING ROOM Digital Ecosystem

No office or meeting room is the same, which is why our solutions allow you to create **your own custom solution** covering all of your needs. With the i3TOUCH at the center of the ecosystem, you can integrate our collaboration tools in ways which are **unique**, **efficient** and **effective** for your meeting environments.

## ACCESSORIES



i3CAMERA



i3COMPUTER



i3CAIR



i3ALLSYNC



i3FLOORSTAND



i3LYFT



## SOFTWARE



i3RDM

## INTEGRATIONS



Jabra®



logitech

BARCO



intel.

StarLeaf



BOSE



Yealink

ScreenBeam®

Extron.



i3STUDIO



WHITEBOARD



PRESENT



ANNOTATE



CONFERENCE



# i3STUDIO

## Our free integrated software suite.

i3STUDIO is a powerful yet refreshingly simple software suite running on the i3TOUCH displays. Use whiteboarding, annotating, presenting, and videoconferencing apps to conduct meetings, pitch ideas, lead workshops, teach or interact with your audience - in-person or remote - i3STUDIO covers it all. Developed in co-creation with our end-user community to answer your needs. Smoother, faster, and smarter than ever before, all brought to you in an intuitive and awesome design.



ANNOTATING





WHITEBOARDING



WIRELESS PRESENTING

### CREATE YOUR CUSTOM SOLUTION



### GENERAL SPECIFICATIONS

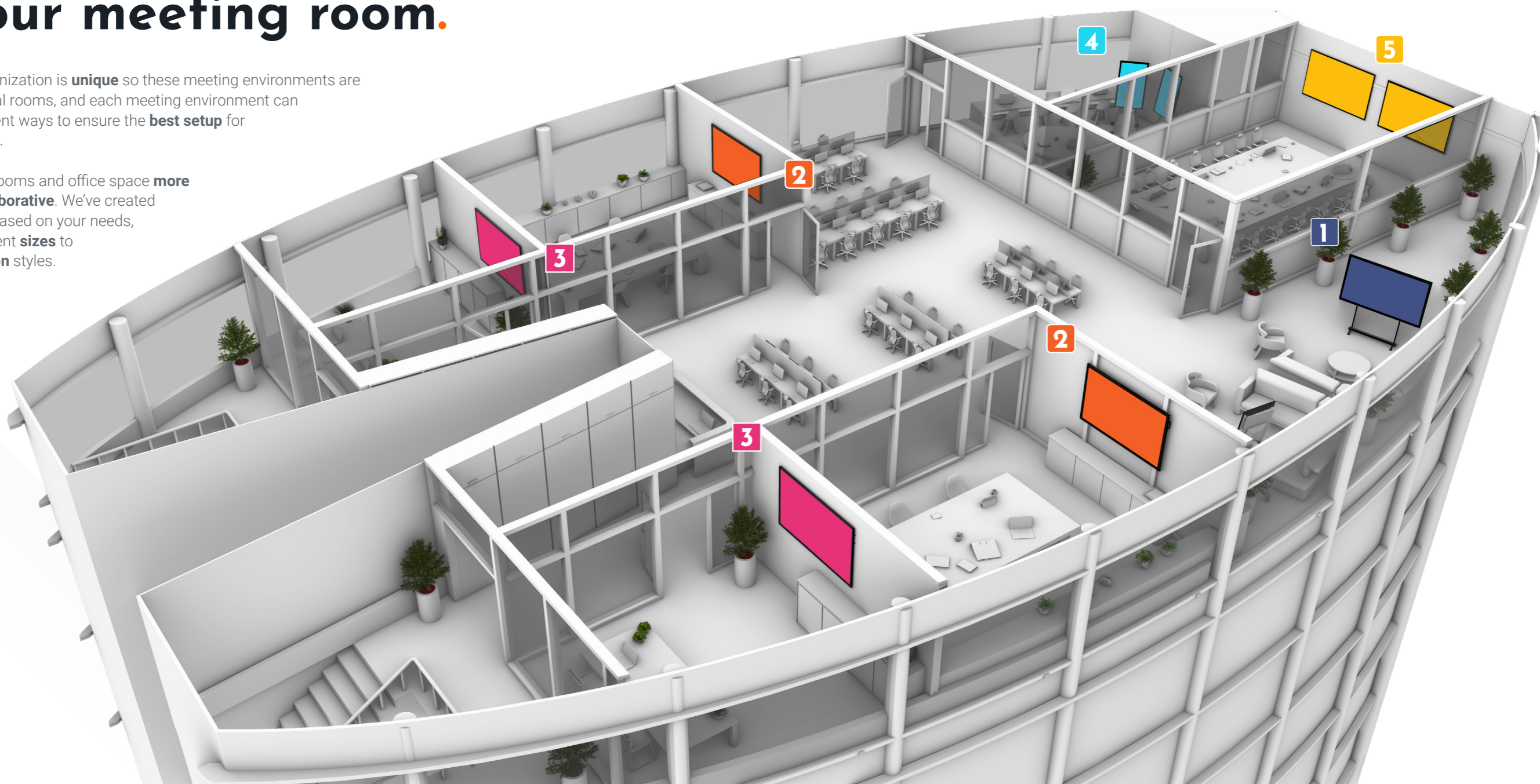
- VIDEO CONFERENCING
- INTUITIVE INTERFACE
- FREE UPDATES
- BROWSER
- WIDGETS
- NOTIFICATIONS




# Discover a tailored setup for your meeting room.

Every office and organization is **unique** so these meeting environments are not limited to physical rooms, and each meeting environment can be arranged in different ways to ensure the **best setup** for every way of working.

Make your meeting rooms and office space **more interactive** and **collaborative**. We've created complete solutions based on your needs, from rooms of different **sizes** to different **collaboration** styles.



Open space



Mid-sized room



Training room



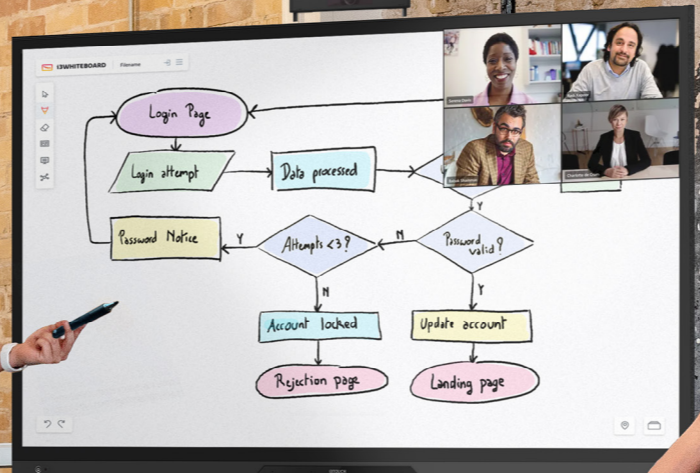
Huddle room



Board room

# Open Spaces<sup>1</sup>

With our rotatable digital flipcharts or our larger touch screens on a mobile mount, you can truly collaborate anywhere. Open spaces allow for cross-functional or agile teams to come together with the tools they need to meet, present and collaborate better.



## OUR SUGGESTED SOLUTIONS



i3TOUCH



i3LYFT Mobile



i3CAIR



i3CAMERA PRO



● HIGH RESOLUTION DISPLAY



● PRE-INSTALLED SOFTWARE






● NATURAL WRITING EXPERIENCE

# i3TOUCH

## Touch the future.

With an intuitive interface, the i3TOUCH allows you to present wirelessly, annotate, whiteboard and video conference using a stunning 4K display. The OPS allows you to bring the Windows environment to your interactive display with no added cables or complex set-ups, and opens up more opportunities for connectivity with compatible platforms or apps such as Zoom, Microsoft Teams and more. The i3TOUCH includes our best multi-touch, high-precision IR technology which gives you a natural and precise writing experience, the ability to connect multiple devices through one USB cable, and comes in a range of sizes such as 65", 75", 86" & 98".



### GENERAL SPECIFICATIONS



# Mid-sized Rooms<sup>2</sup>

See remote colleagues without obstructing important content to view and work on with one large display, or two displays side-by-side. Bring video and content to life with a 4K professional conferencing camera, whiteboarding, annotating, and wireless presenting software.



## OUR SUGGESTED SOLUTIONS



i3TOUCH




i3CAMERA PRO




i3RDM




i3CAIR



4K WIDE ANGLE



ENDLESS COMPATIBILITY



OMNIDIRECTIONAL MICROPHONE

# i3CAMERA PRO

## Hi, it's us.

The i3CAMERA Pro instantly brings **collaboration** and **communication abilities** to your interactive display, taking online or hybrid meetings to the next level. With a **wide-angle lens** up to **120°**, the everyone will be in the picture. At the same time, it supports **face recognition** to adapt the focus and make everyone more visible.

With the **built-in microphone** array, the camera will pick up the sound clearly from a distance **up to 12 meters**. Whether it's a close-quarter room or a large open meeting room, the most important subjects are always seen and heard.

### CREATE YOUR CUSTOM SOLUTION

 <b>i3TOUCH</b>	 <b>i3SIXTY PRO</b>
 <b>i3COMPUTER</b>	 <b>i3RDM</b>

### GENERAL SPECIFICATIONS

 FACE RECOGNITION	 120° ULTRA-WIDE VIEW	 LOW LIGHT CAPACITY
 4K CAMERA	 ACTIVE NOISE CONTROL	 PLUG & PLAY

# Training room <sup>3</sup>

Training and visual collaboration spaces demand highly collaborative spaces. We recommend a combination of one or two wall-mounted interactive displays with a 4K definition video camera, and a digital flipchart on a mobile stand which makes this the ideal choice for presenting, design thinking, agile, scrum, and keeps your team engaged and focused.



## OUR SUGGESTED SOLUTIONS



i3SIXTY PRO



i3TOUCH



i3CAIR



i3BALLSYNC





● ROTATABLE TO PORTRAIT



● DIGITAL FLIPCHART



● MOBILE STAND



# i3SIXTY PRO

## High-end versatility.



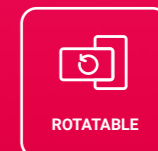

The i3SIXTY Pro is a mobile and interactive display that can turn any space into a modern, collaborative workspace. With the i3SIXTY Pro you can **toggle between landscape and portrait** mode to optimally accommodate different meeting and presentation materials, and create a seamless collaboration experience no matter where your meeting is being held.

You can **easily jot down ideas** on the whiteboarding application as you would on a **traditional flipchart**, but retain the possibility to continue working on additional pages. **Easily link your devices** to the i3SIXTY Pro without fuss or cables by simply sharing the screen from your laptop or mobile device on the most **flexible** digital solution.

### CREATE YOUR CUSTOM SOLUTION



### GENERAL SPECIFICATIONS



# Huddle Room <sup>4</sup>


Due to their smaller size, huddle rooms require collaboration tools to help people get a meeting started quickly and with ease. No one wants to huddle around a laptop, so the ideal setup includes an interactive touch display, a camera with a built-in mic and speakers, and a simple wireless presenting solution.



## OUR SUGGESTED SOLUTIONS



i3TOUCH



i3CAMERA PRO

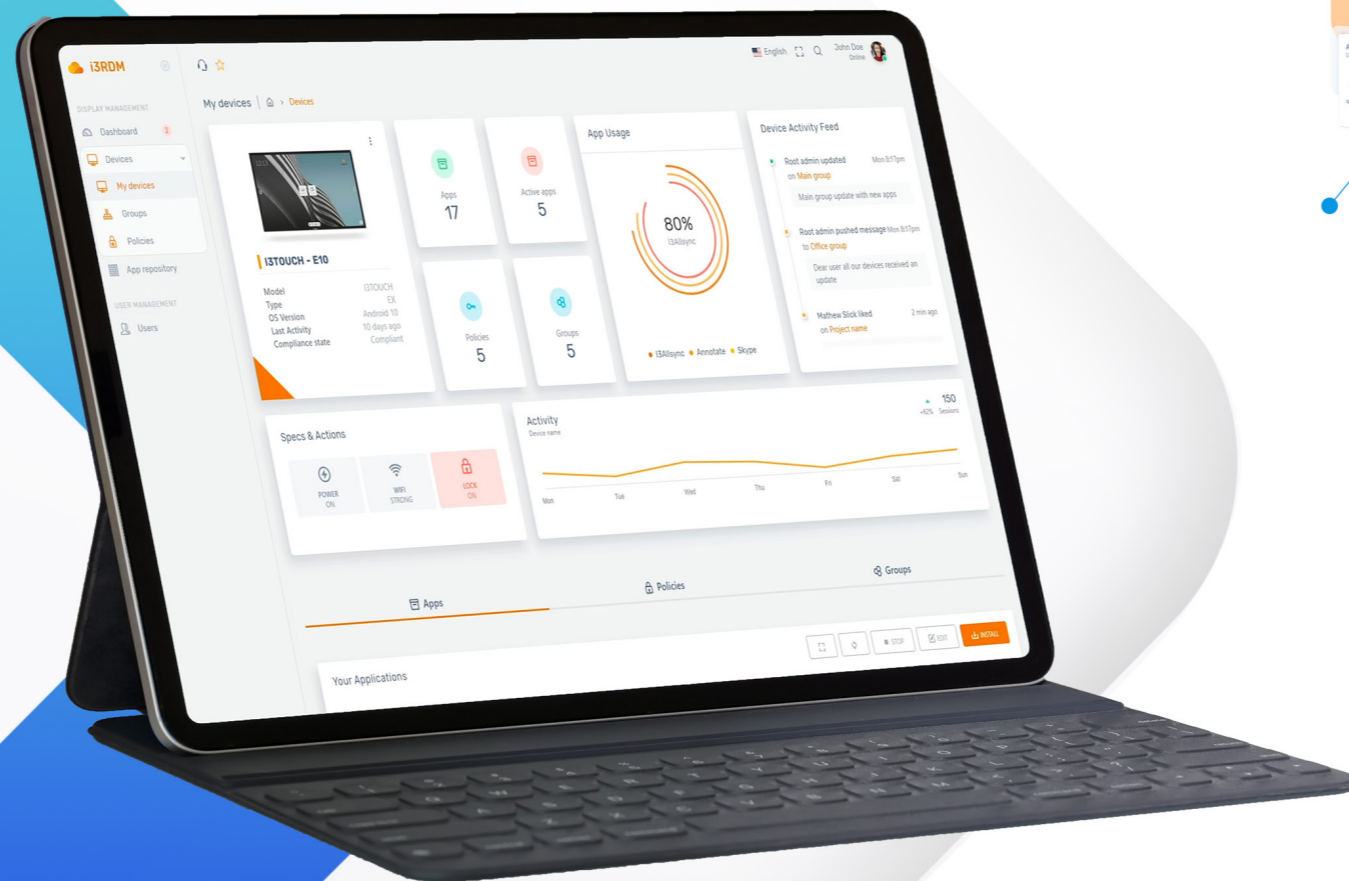


i3RDM



i3SIXTY PRO






REAL-TIME DATA



REMOTE CONTROL & SUPPORT



UPDATE, REMOVE AND PUSH APPS


# i3RDM

## Take control.

i3RDM ensures you will always have full control. Our **Remote Display Management** system allows you to acquire **real-time data** from the IFP and install and remove apps remotely so your office always has the latest apps available to use. For each device you can consult an array of device information for **in-depth analysis**, including installed and active apps, app usage, policies, and groups so you never miss a beat.

You can **instantly deploy** the apps and settings to a **single device or to an entire device pool**. With the ability to **completely remotely control a display** you can install updates, deploy apps, turn devices on or off and so much more, all from the comfort of your tablet or PC.

### CREATE YOUR CUSTOM SOLUTION



### GENERAL SPECIFICATIONS

- REAL-TIME DATA
- PUSH, UPDATE & REMOVE APPS
- MULTI-DEVICE
- GROUPING & POLICIES
- VIRTUAL DESKTOP
- EMERGENCY MESSAGING

# Boardroom<sup>5</sup>

Boardrooms don't have to be boring. Larger meeting rooms mean there's more to see, hear and discuss. Your team will welcome the expanded set-up of the largest interactive display on the market that's packed full of all your favorite features: wireless presenting, annotating, whiteboarding, and video conferencing.

You can also pair our interactive displays with a meeting room management console so all the tools in your boardroom work together seamlessly.



## OUR SUGGESTED SOLUTIONS



i3TOUCH



i3CAIR



i3SIXTY PRO



i3ALLSYNC

# i3CAIR



AIR QUALITY SENSOR



MONITOR MULTI-ROOM AIR QUALITY AND RECEIVE ALERTS




INTEGRATED WIDGET

## Take care of your air.

i3CAIR is an indoor air quality sensor that **improves wellbeing, health & safety** in office environments through ambient **monitoring** and data analytics. The i3CAIR **measures temperature, humidity, carbon dioxide, and particulate matter** levels in your office and **sends alerts** whenever the ambient conditions need to be improved.

Not only is monitoring your indoor air quality crucial to **prevent the spread of viruses** or airborne diseases, but it also **affects the energy and productivity** levels of your employees and colleagues.

### CREATE YOUR CUSTOM SOLUTION



### GENERAL SPECIFICATIONS



CASE STUDY:

# Champion Level Collaboration.



The Belgian Hockey Federation (KBHB), has invested in a new headquarters, The Center of Excellence, which is a state-of-the-art facility. It is comprised of all features and amenities that will support the KBHB on their way to success and assure the Belgian national teams, both women and men, can continue to play a prominent role in the international hockey scene.

i3-Technologies' interactive displays were installed in the Center of Excellence, which allow the teams to distribute game tactics and strategies, take notes, video conference and present using the i3TOUCH interactive flat panels. With the i3TOUCH, the KBHB meetings can be more purposeful and interactive. This will also help the Federation to save 80% of travel costs between branches.

Moreover, the national team's players and technical staff can analyze every detail with participants in other locations of the Federation. The Hockey League also makes use of the indoor air quality sensor, i3CAIR, to keep the team safe and avoid the spread of airborne viruses in their headquarters.

**Customer:** Hockey League Belgium

**Challenge:** Tactics, content sharing, remote collaboration, conferencing

**Solution:** i3TOUCH EX, i3CAIR, i3ALLSYNC



## Equip yourself to win.

i3-Technologies' interactive displays were installed in the Center of Excellence, which allow the teams to distribute game tactics and strategies, take notes, video conference and present using the i3TOUCH interactive flat panels.

With the i3TOUCH, the KBHB meetings can be more purposeful and interactive.

This will also help the Federation to save 80% of travel costs between branches.

*Watch the full story!*



*The team can be in their huddle room in the Center of Excellence and have a video conferencing call with the specialists in Australia. They can call and at that same time when trying to explain something, they can put up the footage, they can draw on it, and they can share it.*

- Rudi Van Laer, CEO Classo



**i3-TECHNOLOGIES**



[i3-technologies.com](https://i3-technologies.com)

**Any questions?**

Feel free to contact us at [sales@i3-technologies.com](mailto:sales@i3-technologies.com).

 [/i3i.technologies](https://www.facebook.com/i3i.technologies)

 [/company/i3technologies](https://www.linkedin.com/company/i3technologies)

 [/c/i3Technologies](https://www.youtube.com/c/i3Technologies)